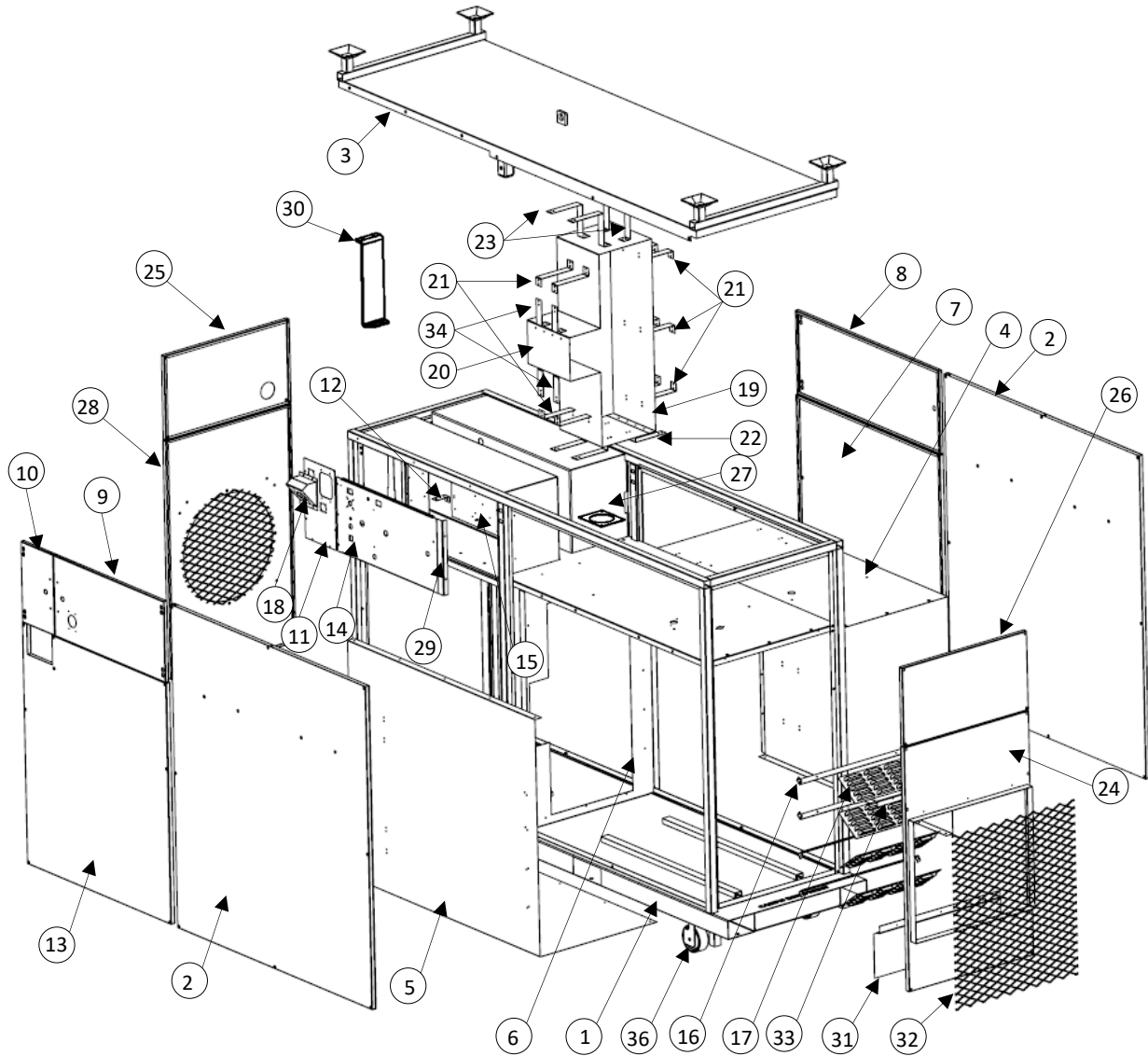


DF2500

DF2500 PARTS BREAKOUT REV0



POSITION	PART NUMBER	DESCRIPTION	QTY
1	C82167	HEATER FRAME	1
2	C82168	PANEL	2
3	C82169	TOP COVER	1
4	C82170	Burner Shroud 2	1
5	C82171	Burner Shroud 1	1
6	C82172	BURNER SHROUD FRONT PLATE	1
7	C82173	PANEL	1
8	C82174	TRAIN DOOR	1
9	C82175	ELECTRIC DOOR RIGHT	1
10	C82176	ELEC DOOR LEFT	1

DF2500

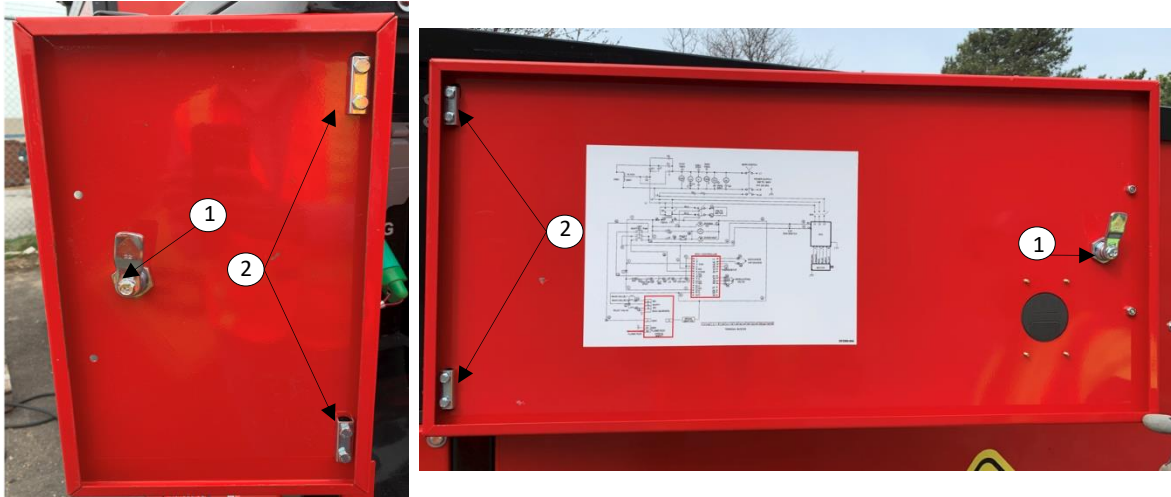
11	C82177	CAM LOCK PLATE	1
12	C82178	MOUNT BRKT (TILT SWITCH)	1
13	C82179	PANEL ASSEMBLY	1
14	C82180	ELECTRIC PANEL FRONT ASSEMBLY	1
15	C82181	CONTROL BACK PLATE ASSEMBLY	1
16	C82182	Louver bar	4
17	C82183	Louver Plate	4
18	C82184	RECEPTACLE BOX ASSEMBLY	1
19	C82185	INNER BURNER SHROUD 1	1
20	C82186	INNER BURNER SHROUD 2	1
21	C82187	BURNER SHROUD BRACKET LONG	8
22	C82188	BURNER SHROUD BRACKET BOTTOM	4
23	C82189	BURNER SHROUD TOP BRACKET	4
24	C82190	SUPPLY PANEL RECTANGULAR ASSY	1
25	C82191	PANEL	1
26	C82192	PANEL	1
27	C82193	ADAPTER PLATE	2
28	C82194	R 560 FAN MOUNT ASSY	1
29	C82195	CORNER STOP	1
30	C82196	FAN SUPPORT BRACKET	1
31	C82197	INSULATION BACK PANEL	1
32	C82222	1 1/2-16F EXPANDED METAL MESH SS	1
33	C82221	INSULATION BACK PANEL TOP	1
34	C82235	BURNER SHROUD BRACKET SIDE	4
35	C82234	TRAIN SUPPORT BRACKET	1
36	C50218	CASTER	4
	C80023	R Fan with sleeve	1

DF2500




POSITION	PART#	DESCRIPTION	QTY
1	C70088	RIGHT SIDE HINGE	2
2	C70087	Grab Handle	1
3	C70085	¼ TURN LATCH, WITH RUBBER WASHER & NUT	1
4	C70072	Flip lid cover housing	1
5	C60119	LEFT SIDE HINGE	2

DF2500



POSITION	PART#	DESCRIPTION	QTY
1	C70085	Latch, Cam	3
2	C70089	Nut Plate for Hinge	6




POSITION	PART#	DESCRIPTION	QTY
1	C50131	CAM LOCKS BLACK	1
2	C50132	CAM LOCKS RED	1
3	C50133	CAM LOCKS BLUE	1
4	C50134	CAM LOCKS GREEN	1
5	C82044	CAM LOCK CAPS BLK	1
6	C82045	CAM LOCK CAPS RED	1
7	C82046	CAM LOCK CAPS BLUE	1
8	C82047	CAM LOCK CAPS GREEN	1
9	C82155	50A MALE FLANGE INLET	1
10	C82223	FLIP LID COVER HOUSING FOR FLANGE INLET	1
11	C82184	RECEPTACLE BOX	1

DF2500




POSITION	PART#	DESCRIPTION	QTY
1	C80186	MAIN CONTROLLER	1
2	C82229	YELLOW/RED KNOB	1
3	C78889	DIGITAL PANEL MOUNTED VOLTMETER	1
4	C90025	POWER ON INDICATOR LIGHT GREEN	1
5	C90029	OUTLET FOR PLUG	1
6	C70066	RED ILLUMINATED PUSH BUTTON	1
7	C20023	TOGGLE SWITCH	1
8	C70064	3 POSITION SWITCH	1
9	C70060	HOUR METER	1
10	C70085	LATCH, CAM	1




POSITION	PART#	DESCRIPTION	QTY
1	C82230	LAMP BASE	1
2	C70069	FIXING COLLAR	1
3	C70067	N.O. CONTACT BLOCK	1

DF2500




POSITION	PART#	DESCRIPTION	QTY
1	C80025	VFD	1
2	C82105	15 KVA TRANSFORMER	1
3	C82043	GAS IGNITOR	1
4	C82106	60A CONTACTORS	4
5	C82042-1	VSR1 RELAY 240A	1
6	C82036	Spark Controller	1
7	C70048	TERMINAL BLOCK END STOP	3
8	C82237	SHAFT	1
9	C80183	150VA 208/230V - 120V XTMR. TRANSFORMER	1
10	C50155	AIR SWITCH	1
11	C70052	TILT SWITCH	1
12	C70041	RELAY	1
13	C80182	4A 1P BREAKER	1
14	C80181	2A 2P BREAKER	1
15	C82238	3P 63 A BREAKER	1
16	C82236	MAIN SWITCH BASE 60A	1
17	C70046	TERMINAL BLOCK	19
18	C50242	AUXILIARY CONTACTS	2
19	C70047	TERMINAL BLOCK END PLATE	1
20	C70042	RELAY BASE	1
21	C82042-2	VSR2 RELAY 240A	1

DF2500



POSITION	PART#	DESCRIPTION	QTY
1	C82242	2" Street Elbow	1
2	C82115	2"X2"X3/4" TEE	2
3	C82116	3/4"X1/4" REDUCER BUSH TYPE	2
4	C82126	1/4"X1 1/2" L NIPPLE	5
5	C82231	1/4Fx1/4Fx1/4F T	1
6	C82227	1/4" Plug	1
7	C50251	High Pressure Switch	1
8	C82119	2"X2 1/2" NIPPLE	3
9	C82112/C82113	2-10V MODULATING ACTUATOR / 2" BUTTERFLY VALVE	1
10	C82129	2" ASCO Solenoid Valve	2
11	C82128	Maxitrol Pressure Regulator	1
12	C82118	2"X3" NIPPLE	1
13	C82243	1/4"X5" NIPPLE	1
14	C82052	1/4 elbow	2
15	C60136	1/4" ASCO Pilot Valve	1
16	C60137	1/4' Maxitrol pressure regulator	1
	Other Parts		
	C80913	1/4" NPT x 1/4" 90 component male elbow	1
	C82244	56" Copper Tubing	1

DF2500




POSITION	PART#	DESCRIPTION	QTY
1	C82127	2" MAIN VALVE	1
2	C82114	MIDCO BURNER 5FT.	1
3	C82124	1 1/2"X2" NIPPLE	2
4	C82240	Tee-1 1/2x1 1/2x1/2	1
5	C80121	1.5" X 3" Pipe Nipple	1
6	C82121	2"X1 1/2 REDUCER	1
7	C82118	2"X3" NIPPLE	1
8	C82125	2" UNION	1
9	C82239	2"X5" NIPPLE	1
10	C82241	1 1/2 CAP	1
11	C60139	Temperature Sensor c/w Stew	1
12	C90037	Fan Over-ride Switch	1
13	C80031	SNAP DISC FAN CONTROL	1
14	C60210	Bracket Assy Kit 1/2"	1
15	C80916	12" Discharge Air-tube	1

Other Parts

POSITION	PART#	DESCRIPTION	QTY
1	C82157	2nd Stage Regulator DF1600, DF2500 and DF4500	1

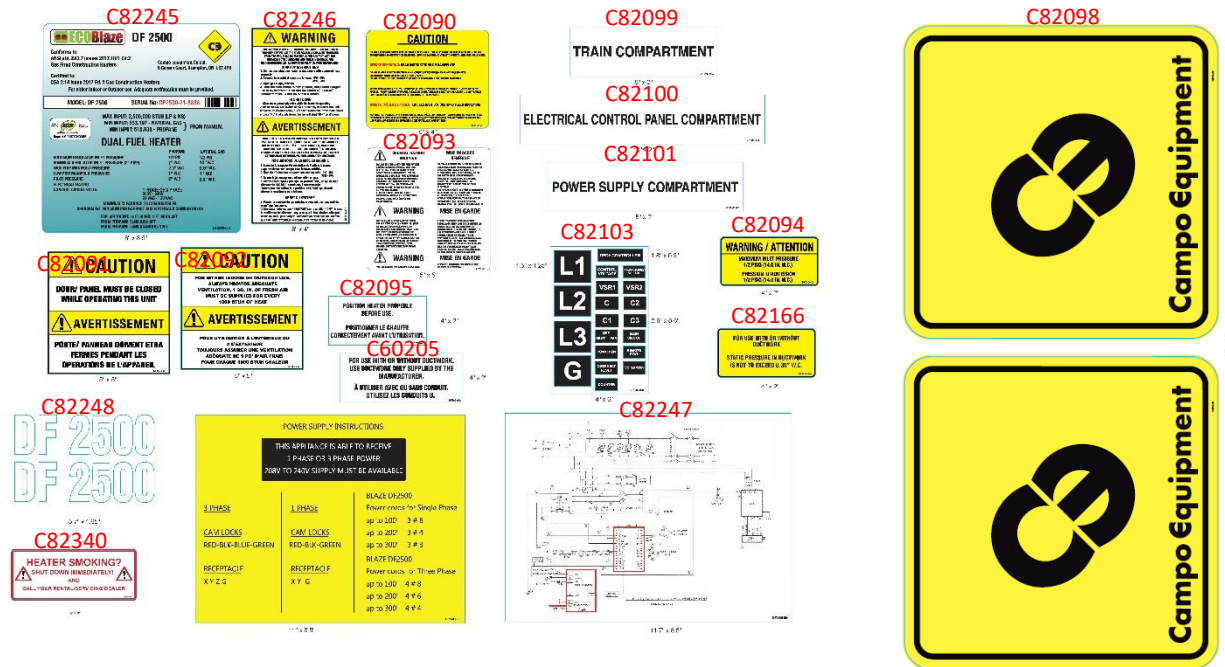
DF2500



POSITION	PART#	DESCRIPTION	QTY
1	C82402	Pilot spark rod Igniter	1
2	C82403	DS Flame rod assembly	1

DF2500

DF2500 Decal Kit Break Out Rev0 (C82250)



PART#	DESCRIPTION	QTY
C82245	Serial Number (variable data)	1
C82246	Warning-Use with Propane or Natural Gas Only	1
C82090	Caution-supply cord	1
C82091	Caution-door panel-closed	1
C82092	caution- adequate ventilation	1
C82093	General Hazard Warning	1
C82094	Warning Max Inlet Pressure	1
C82095	Position Heater Properly before use	1
C82247	Wiring Diagram	1
C82248	DF 2500 logo	2
C82098	Decal-Campo Logo 16.50"	2
C82099	Decal - Train Compartment	1
C82100	Decal - Electrical Control Panel Compartment	1
C82101	Decal - Power Supply Compartment	1
C82249	Decal - Power Supply Instructions	1
C82103	Buttons	1
C82250	Complete kit	1
C60205	Use With Or Without Ductwork	1
C82340	DECAL - HEATER SMOKING	1
C82166	Decal - Ductwork	1